

ALKOR

ALUMINUM




YALITIMLI SÜRME SİSTEM

INSULATED SLIDING SYSTEM


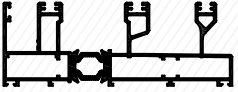



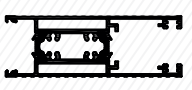


- **NYSA SÜRME / NYSA SLIDING**
- **TERMAL SOFT / THERMAL SOFT**

NYSA SÜRME

NYSA SLIDING



İçindekiler / Contents

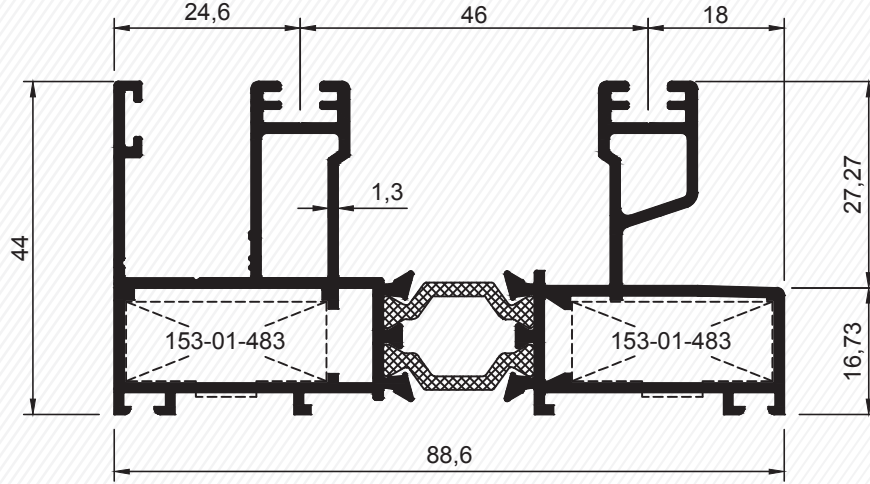
Profil Profile	Profil Kodu Profile Nr	Ağırlık (kg/m.) Weight (kg/m.)	X mm.	Y mm.	Jx cm ⁴	Jy cm ⁴
	6517-6518 Kasa Profili Frame Profile	1,668	88,6 mm.	44 mm.	43,47	10,20
	6517-6519 Kasa Profili Frame Profile	2,135	121 mm.	44mm.	104,34	13,63
	6521-6521 Kanat Profili Sash Profile	1,181	36 mm.	64,3 mm.	11,55	8,03
	6522-6522 Kanat Profili Sash Profile	0,884	36 mm.	47,2 mm.	5,58	3,58
	6522-6523 Kanat Profili Sash Profile	1,112	36 mm.	47,2 mm.	12,01	4,02
	6520-6520 Kanat Profili Sash Profile	1,715	32 mm.	93 mm.	38,03	8,36
	6736-6737 Adaptör Profili Adapter Profile	0,962	34,72 mm.	43,53 mm.	----	----
	6538 Adaptör Profili Adapter Profile	0,257	15,66 mm.	41,95 mm.	----	----

Profiller / Profiles

Kasa Profili - Frame Profile

6517/6518

1,668 kg/mt



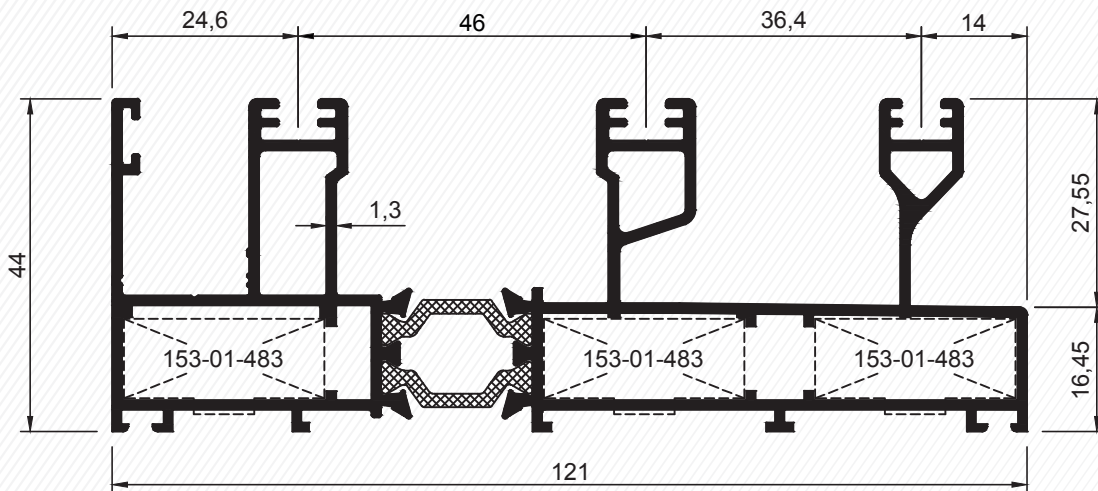
6517-6518

Kod	Et Kalın.	Ürün Adı	Ağırlığı	Köşe Takozu
6517-6518	1,3 mm	Kasa Profili	1,668 kg/mt	153-01-483

Kasa Profili - Frame Profile

6517/6519

2,135 kg/mt



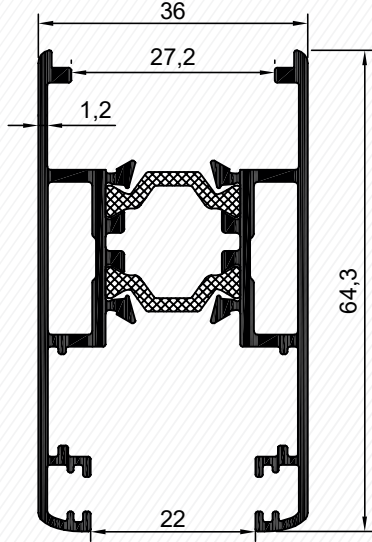
6517-6519

Kod	Et Kalın.	Ürün Adı	Ağırlığı	Köşe Takozu
6517-6519	1,3 mm	Kasa Profili	2,135 kg/mt	153-01-483

Profiller / Profiles

Kilit Kanat Profili - Sash Profile

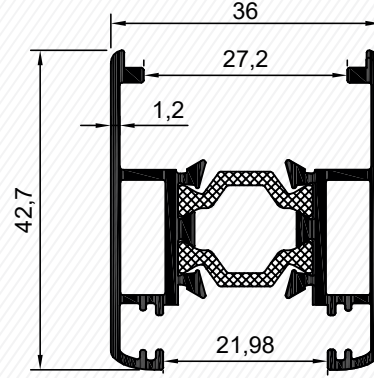
6521/6521
1,181 kg/mt



6521-6521

Orta Kanat Profili - Sash Profile

6522/6522
0,884 kg/mt

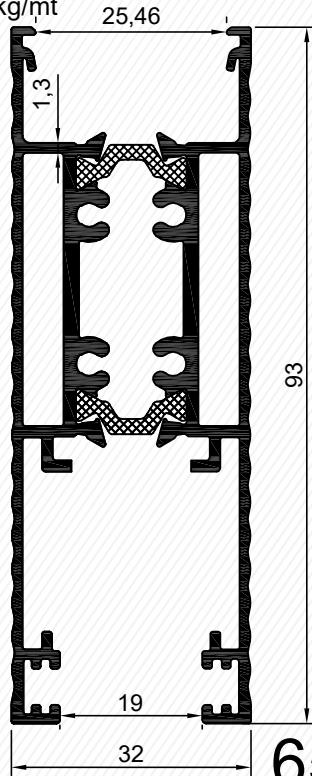


6522-6522

Kod	Et Kalın.	Ürün Adı	Ağırlığı
6521-6521	1,2 mm	Kanat Profili	1,181 kg/mt
6522-6522	1,2 mm	Kanat Profili	0,884 kg/mt

Baza Profili - Sash Profile

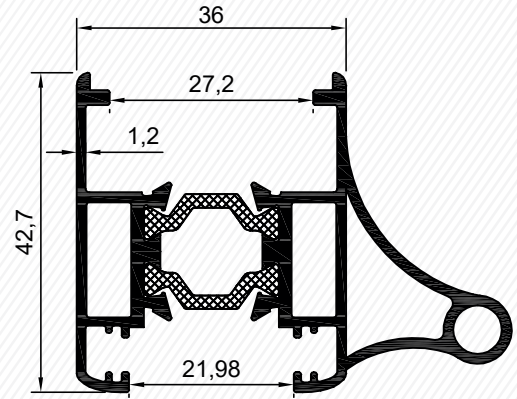
6520/6520
1,715 kg/mt



6520/6520

Takviyeli Orta Kanat Profili - Sash Profile

6522/6523
1,112 kg/mt

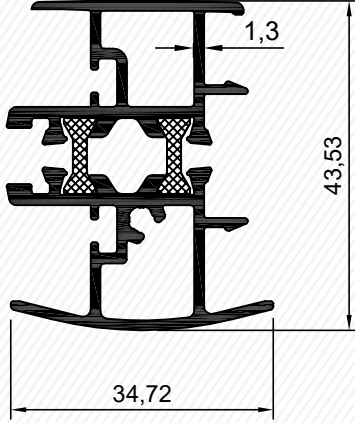


6522-6523

Kod	Et Kalın.	Ürün Adı	Ağırlığı
6520/6520	1,3 mm	Baza Profili	1,715 kg/mt
6522-6523	1,2 mm	Kanat Profili	1,112 kg/mt

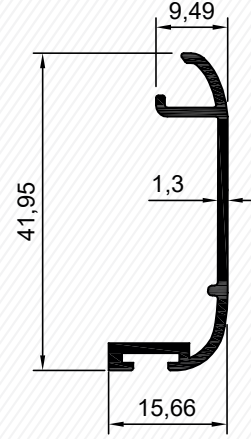
Profiller / Profiles

Adaptör Profili - Adapter Profile

6736-6737
0,962 kg/mt

6736-6737

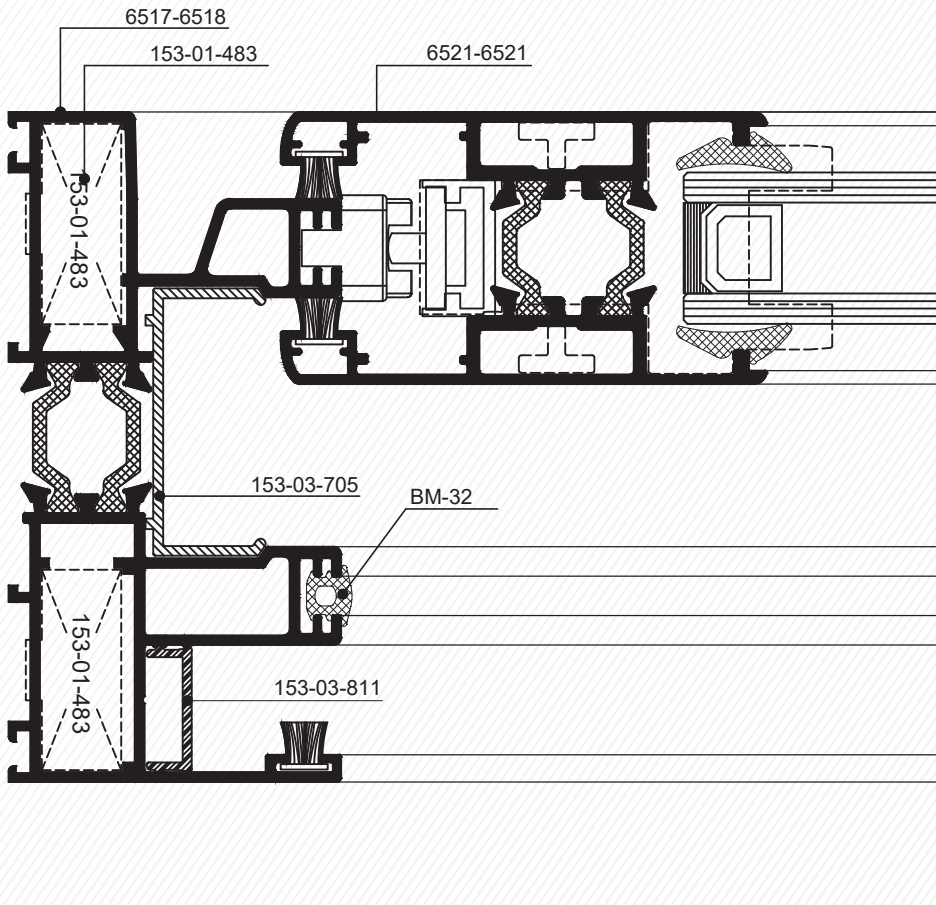
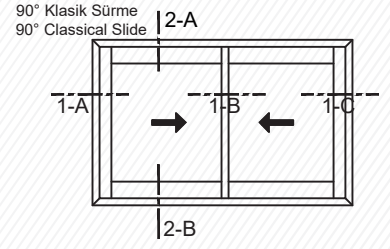
Adaptör Profili - Adapter Profile

6538
0,257 kg/mt

6538

Kod	Et Kalın.	Ürün Adı	Ağırlığı
6736-6737	1,3 mm	Adaptör Profili	0,962 kg/mt
6538	1,3 mm	Adaptör Profili	0,257 kg/mt

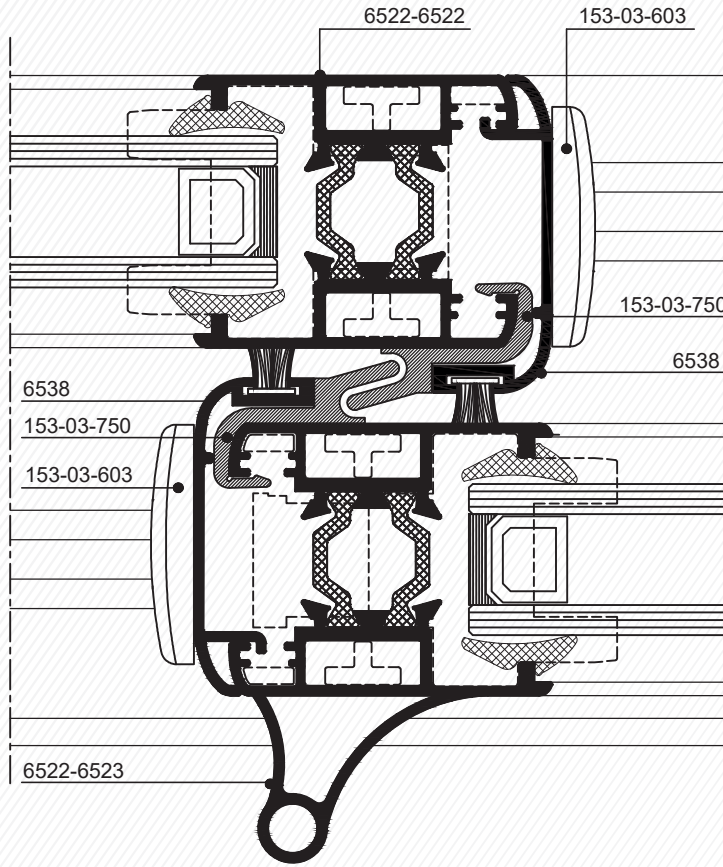
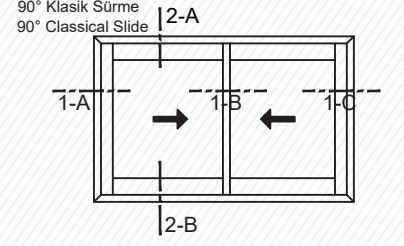
Detaylar / Details



1-A DETAYI
DETAIL

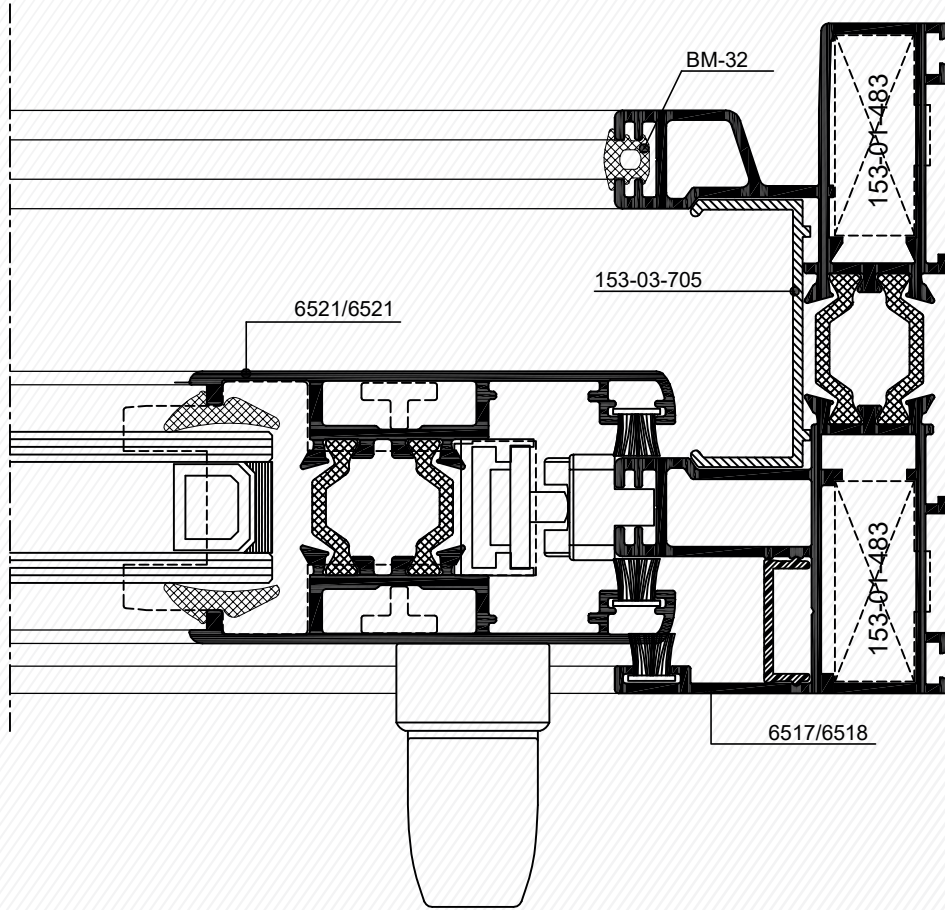
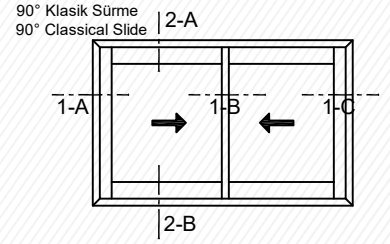
Ölçek: 1:1 / Scale: 1:1

Detaylar / Details

1-B DETAYI
DETAIL

Ölçek: 1:1 / Scale: 1:1

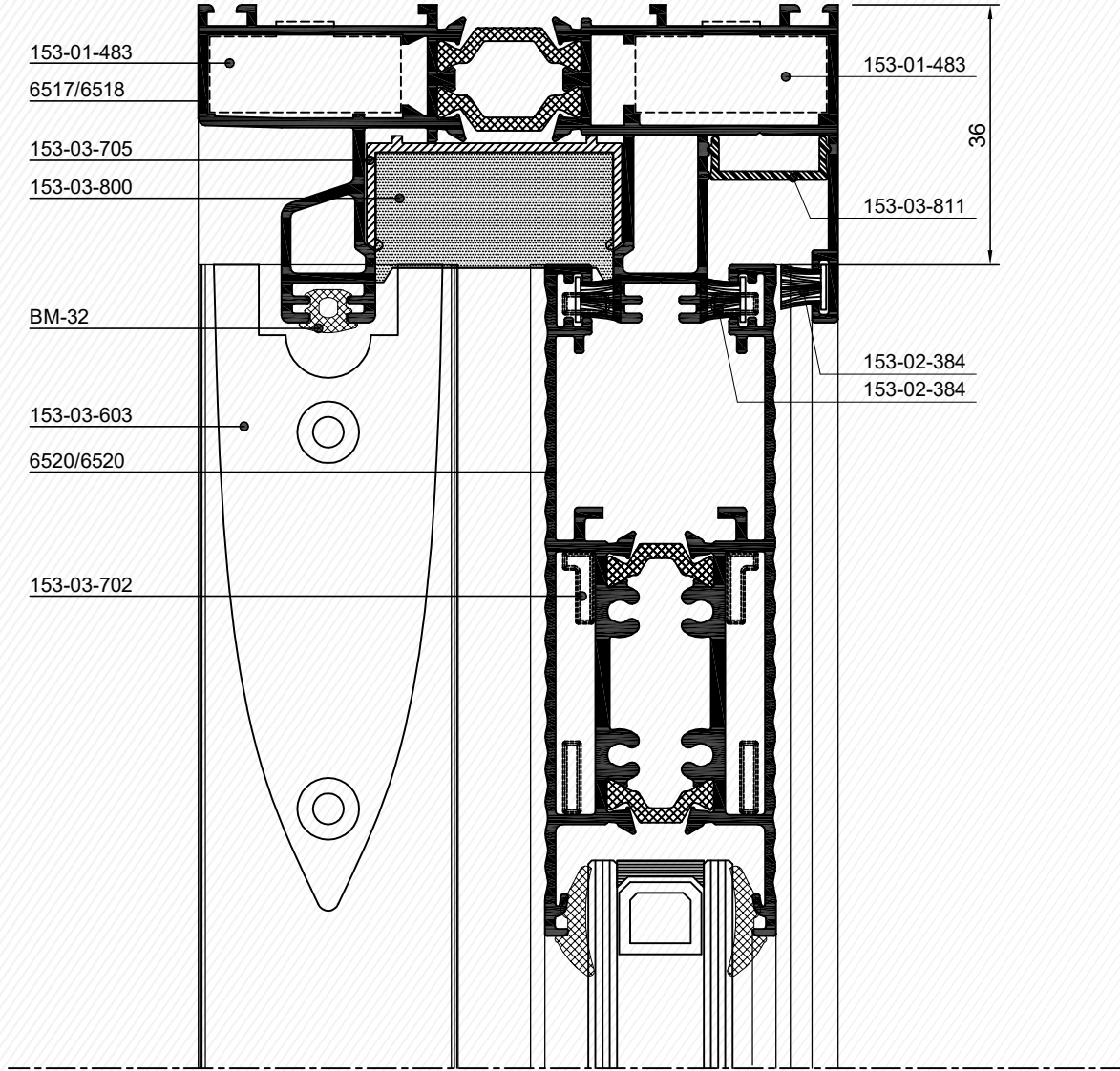
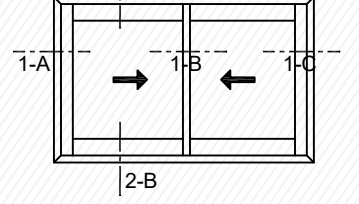
Detaylar / Details



1-C DETAYI
DETAIL

Ölçek: 1:1 / Scale: 1:1

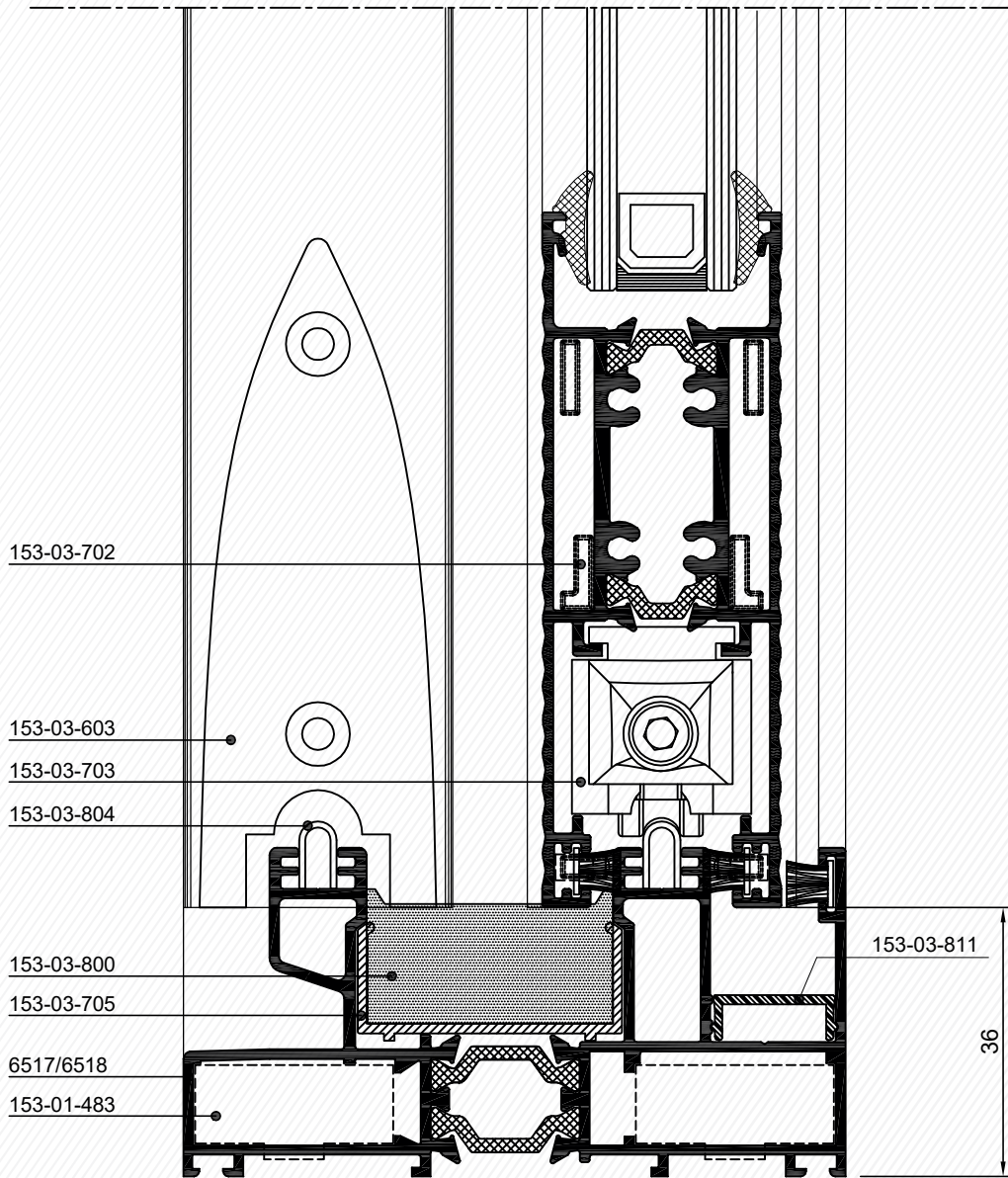
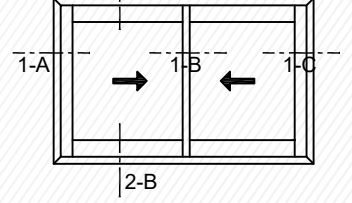
Detaylar / Details

90° Klasik Sürme
90° Classical Slide2-A
DETAYI
DETAIL

Ölçek: 1:1 / Scale: 1:1

Detaylar / Details



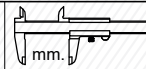























90° Klasik Sürme | 2-A
90° Classical Slide

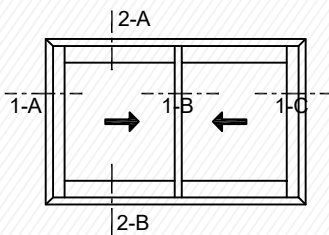


2-B DETAYI
DETAIL

Ölçek: 1:1 / Scale: 1:1

Detaylar / Details

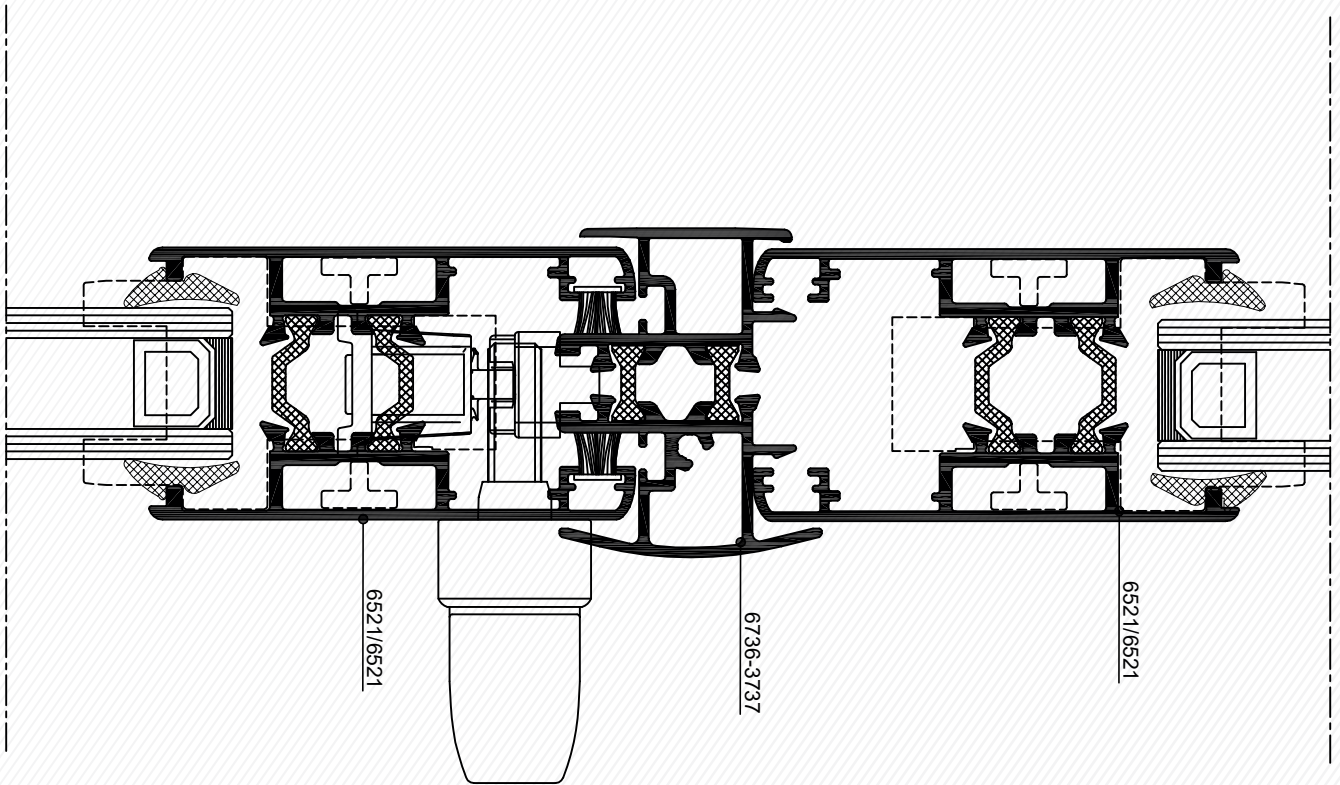
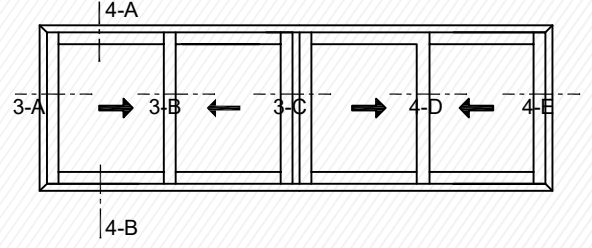
					
Kasa Genişlik Frame Width	6517/6518		2 Ad. 2 Pcs. L		
Kasa Yükseklik Frame Height	6517/6518		2 Ad. 2 Pcs. H		
Kanat Yükseklik Sash Height	6521/6521		2 Ad. 2 Pcs. B=H-77		
Kenet Kanat Yükseklik Sash Height	6522/6522		1 Ad. 1 Pcs. B=H-77		
Yatay Kanat Genişlik Horizontal Sash Width	6520/6520		4 Ad. 4 Pcs. A=L/2-124		
Kenet Kanat Yükseklik Sash Height	6522/6523		1 Ad. 1 Pcs. B=H-77		
Adaptör Profili Yükseklik Adapter Profile Height	6538		2 Ad. 2 Pcs. B=H-72		
Kanat Cam Genişlik Glazing Sash Width			2 Ad. 2 Pcs. C=L/2-102		
Kanat Cam Yükseklik Glazing Sash Height			2 Ad. 2 Pcs. D=H-237		
 Option-1	153-01-483 Vidalı Köşe Bağ. Takozu Screwed Corner Cleat	8 Ad. 8 Pcs.	 Option-2	153-01-848 Pres Köşe Bağ. Takozu Punch Press Corner Cleat	8 Ad. 8 Pcs.
 6521/6521 6520/6520	153-03-700 90° Dar Köşe Bağlantı 90° Narrow Sash Cor. Joint	4 Ad. 4 Pcs.		153-03-705 Kanal "U" Plastiği Plastic Cover For Frame	L-38 mm. 2 Ad./Pcs H-38 mm. 2 Ad./Pcs
 6522/6522 6520/6520	153-03-702 90° Dar Köşe Bağlantı 90° Narrow Sash Cor. Joint	2 Ad. 2 Pcs.		153-03-804 Paslanmaz Çelik Ray Stainless Steel Rail Track	L-90 mm. 2 Ad./Pcs.
 6522/6523 6520/6520	153-03-701 90° Dar Köşe Bağlantı 90° Narrow Sash Cor. Joint	1 Tkm. 1 Set.		153-03-703 Ayarlı Rulman Adjustable Roller	4 Ad. 4 Pcs.
 EPDM 33x16x60 mm	153-03-800 Kasa Alt & Üst Tozluk Top & Bottom Frame Sealing	2 Ad. 2 Pcs.		153-02-384 Fırça Fıtlı Brush Pile Seal	10L+6L
	153-03-603 Adaptör Kapağı Alt & Üst Adapter Cap Bottom & Top	2 Tkm. 2 Set.		BM-32 Ray Kapama Contası Gasket For Frame Rails	2L+4H
	153-03-750 Kanat Kenetleme Plastiği Plastic Sash Lock Adapter	B=2 Ad. B=2 Pcs. H-77		Cam Kama Contası Glazing Wedge Gasket (Cam Terçimine Göre) (Optional Glass Size)	8D+8C
	153-03-811 Montaj Gizleme Plastiği Hidden Installation Plastic	2L+2H			



Kesim ölçüsü - cam ölçüsü vb. sorumluluğu tarafımıza ait değildir.

KESİM VE SARF MALZEME METRAJ TABLOSU



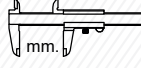































Detaylar / Details

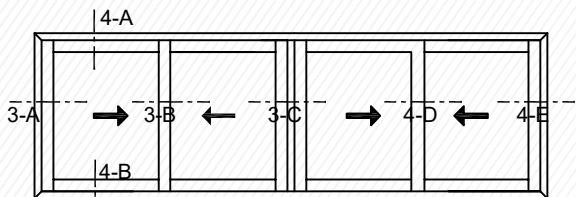


4-C DETAYI
DETAIL

Ölçek: 1:1 / Scale: 1:1

Detaylar / Details

					
Kasa Genişlik Frame Width	6517/6518			2 Ad. 2 Pcs. L	
Kasa Yükseklik Frame Height	6517/6518			2 Ad. 2 Pcs. H	
Kanat Yükseklik Sash Height	6521/6521			2 Ad. 2 Pcs. H-77	
Kenet Kanat Yükseklik Sash Height	6522/6522			2 Ad. 2 Pcs. H-77	
Yatay Kanat Genişlik Horizontal Sash Width	6520/6520			8 Ad. 8 Pcs. L/4-110	
Kenet Kanat Yükseklik Sash Height	6522/6523			2 Ad. 2 Pcs. H-77	
Adaptör Profili Yükseklik Adapter Profile Height	6538			4 Ad. 4 Pcs. B=H-72	
Kanat Cam Genişlik Glazing Sash Width				4 Ad. 4 Pcs. L/4-88	
Kanat Cam Yükseklik Glazing Sash Height				4 Ad. 4 Pcs. H-237	
 Option-1 Option-1	153-01-483 Vidalı Köşe Bağ. Takozu Screwed Corner Cleat	8 Ad. 8 Pcs.	 Option-2 Option-2	153-01-848 Pres Köşe Bağ. Takozu Punch Press Corner Cleat	8 Ad. 8 Pcs.
 6521/6521 6520/6520	153-03-700 90° Dar Köşe Bağlantı 90° Narrow Sash Cor. Joint	8 Ad. 8 Pcs.		153-03-705 Kanal "U" Plastiği Plastic Cover For Frame	L-38 mm. 2 Ad./Pcs. H-38 mm. 2 Ad./Pcs.
 6522/6522 6520/6520	153-03-702 90° Dar Köşe Bağlantı 90° Narrow Sash Cor. Joint	4 Ad. 4 Pcs.		153-03-804 Paslanmaz Çelik Ray Stainless Steel Rail Track	L-90 mm. 2 Ad./Pcs.
 6522/6523 6520/6520	153-03-701 90° Dar Köşe Bağlantı 90° Narrow Sash Cor. Joint	2 Tkm. 2 Set.		153-03-703 Ayarlı Rulman Adjustable Roller	8 Ad. 8 Pcs.
 EPDM 33x16x60 mm	153-03-800 Kasa Alt & Üst Tozluk Top & Bottom Frame Sealing	4 Ad. 4 Pcs.		153-03-388 Adaptör Kap. Alt & Üst Adapter End Cap Bottom & Top	1 Tk. 1 Pcs.
	153-03-603 Adaptör Kapağı Alt & Üst Adapter Cap Bottom & Top	4 Tkm. 4 Set.		153-02-384 Fırça Fıtlı Brush Pile Seal	12H+8L
	153-03-750 Kanat Kenetleme Plastiği Plastic Sash Lock Adapter	4 Ad. 4 Pcs. H-72		BM-32 Ray Kapama Contası Gasket For Frame Rails	2L+4H
	153-03-811 Montaj Gizleme Plastiği Hidden Installation Plastic	2L+2H		Cam Kama Contası Glazing Wedge Gasket (Cam Tercihine Göre) (Optional Glass Size)	16D+16C








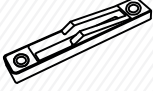



Kesim ölçüsü - cam ölçüsü vb. sorumluluğu tarafımıza ait değildir.

KESİM VE SARF MALZEME METRAJ TABLOSU

Aksesuarlar / Accessories

Ürün Çizimi Drawing	Ürün Kodu Product No	Ürün Adı Product Name	Kullanıldığı Profiller Profiles Used
	153-01-483	Kasa Köşe Takoza Joint Corner for Frame	6517-6518 6517-6519
	153-01-848	Pres Köşe Bağ. Takoza Punch Press Corner Cleat	6517-6518 6517-6519
	153-03-700	90° Kilit Kanat-Baza Bağlantı 90° Narrow Sash For. Joint	6521-6521 6520-6520
	153-03-702	90° Kenet Kanat-Baza Bağlantı 90° Narrow Sash For. Joint	6522-6522 6520-6520
	153-03-701	90° Takviyeli Kenet Kanat -Baza Bağlantı 90° Narrow Sash For. Joint	6522-6523 6520-6520
	153-03-800	Kasa Alt & Üst Tozluk Top & Bottom Frame Sealing	6517-6518 6517-6519
	153-03-603	Adaptör Kapağı Alt & Üst Adapter Cap Top & Bottom	6521-6521
	153-03-750	Kanat Kenetleme Plastiği Plastic Sash Lock Adapter	6522-6522 6522-6523
	153-03-811	Montaj Gizleme Plastiği Hidden Installation Plastic	6517-6518 6517-6519
	153-03-703	Rulman Roller	6520-6520
	153-03-705	Kanal "U" Plastiği Plastic Cover For Frame	6517-6518 6517-6519
	153-03-804	Paslanmaz Çelik Ray Stainless Steel Rail Track	6517-6518 6517-6519

Aksesuarlar / Accessories

Ürün Çizimi Drawing	Ürün Kodu Product No	Ürün Adı Product Name	Kullanıldığı Profiller Profiles Used
	153-01-592 153-03-344 153-03-345	Pencere Kolu Handle For Window 01-592 Siyah 03-345 Beyaz 03-344 Elokçal 01-592 Black 03-345 White 03-344 Eloxal	6521-6521
	153-03-288 153-03-346 153-03-347	Sürme Kapı Kol Jumbo Sliding Handle 03-288 Siyah 03-347 Beyaz 03-346 Elokçal 03-288 Black 03-347 White 03-346 Eloxal	6521-6521
	153-03-752 153-03-753 153-03-798	Gömme Kol Embendment Handle 03-752 Siyah 03-753 Beyaz 03-798 Elokçal 03-752 Black 03-753 White 03-798 Eloxal	6521-6521
	153-01-205 153-01-910 153-01-911	Sürme İspanyolet Espagnolette 01-205 400-600 mm 01-910 601-800 mm 01-911 801-900 mm	6521-6521
	153-01-915 153-01-916 153-01-726	Sürme İspanyolet Espagnolette 01-915 1001-1100 mm 01-916 1201-1300 mm 01-726 1601-1800 mm	6521-6521
	153-01-917 153-01-727	Sürme İspanyolet Espagnolette 01-917 1801-2000 mm 01-727 2001-2200 mm	6521-6521
	153-02-505	İspanyolet Altı Plastiği Espagnolette Plastic	6521-6521
	153-03-608	Kilit Karşılığı Locking Keeper	6517-6518 6517-6519
	153-02-384	Fırça Fiteli Brush Pile Seal	-----
	BM-32	Ray Kapama Fiteli Gasket For Frame Rails	6517-6518 6517-6519
	AYKIM 04	Cam Fiteli Gasket	-----