

ALKOR

ALUMINUM



YALITIMSIZ KAPI & PENCERE SİSTEMLERİ

UNINSULATED DOOR AND WINDOW SYSTEMS












- **ALDOKS / ALDOKS**
- **ALTEMA / ALTEMA**
- **ALK 60 / ALK 60**
- **ALK 5500 / ALK 5500**
- **ALK 45 / ALK 45**

ALDOKS



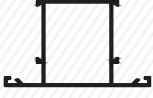

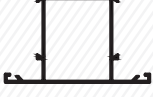






ALDOKS





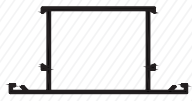








İçindekiler / Contents

Profil Profile	Profil Kodu Profile Nr	Ağırlık (kg/m.) Weight (kg/m.)	X mm.	Y mm.	J _x cm ⁴	J _y cm ⁴
	6631 Kasa Profili Frame Profile (1,1 mm)	0,510	45,5 mm.	42 mm.	---	---
	1086 Kasa Profili Frame Profile (1,2 mm)	0,542	45,5 mm.	42 mm.	---	---
	1343 Kasa Profili Frame Profile (1,4 mm)	0,632	45,5 mm.	42 mm.	---	---
	1154 Kasa Profili Frame Profile (1,8 mm)	0,795	45,5 mm.	42 mm.	---	---
	6634 Kasa Profili Frame Profile (1,1 mm)	0,615	45,5 mm.	60 mm.	---	---
	1090 Kasa Profili Frame Profile (1,2 mm)	0,674	45,5 mm.	60 mm.	---	---
	1346 Kasa Profili Frame Profile (1,4 mm)	0,768	45,5 mm.	60 mm.	---	---
	1453 Kasa Profili Frame Profile (2 mm)	1,035	45,5 mm.	60 mm.	---	---
	6630 Orta Kayıt Profili Middle Transom Pr. (1,1 mm)	0,610	45,5 mm.	59 mm.	---	---
	1084 Orta Kayıt Profili Middle Transom Pr. (1,2 mm)	0,667	45,5 mm.	59 mm.	---	---
	1341 Orta Kayıt Profili Middle Transom Pr. (1,4 mm)	0,752	45,5 mm.	59 mm.	---	---

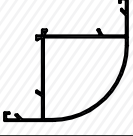









İçindekiler / Contents

Profil Profile	Profil Kodu Profile Nr	Ağırlık (kg/m.) Weight (kg/m.)	X mm.	Y mm.	Jx cm ⁴	Jy cm ⁴
	1152 Orta Kayıt Profili Middle Transom Pr. (1,8 mm)	0,936	45,5 mm.	59 mm.	---	---
	6633 Orta Kayıt Profili Middle Transom Pr. (1,1 mm)	0,715	45,5 mm.	77 mm.	---	---
	1088 Orta Kayıt Profili Middle Transom Pr. (1,2 mm)	0,753	45,5 mm.	77 mm.	---	---
	1344 Orta Kayıt Profili Middle Transom Pr. (1,4 mm)	0,788	45,5 mm.	77 mm.	---	---
	1121 Orta Kayıt Profili Middle Transom Pr. (2 mm)	1,163	45,5 mm.	77 mm.	---	---
	6629 Kanat Profili Sash Profile (1,1 mm)	0,610	45,5 mm.	59 mm.	---	---
	1085 Kanat Profili Sash Profile (1,2 mm)	0,667	45,5 mm.	59 mm.	---	---
	1342 Kanat Profili Sash Profile (1,4 mm)	0,752	45,5 mm.	59 mm.	---	---
	1153 Kanat Profili Sash Profile (1,8 mm)	0,938	45,5 mm.	59 mm.	---	---
	6632 Kanat Profili Sash Profile (1,1 mm)	0,715	45,5 mm.	77 mm.	---	---
	1089 Kanat Profili Sash Profile (1,2 mm)	0,786	45,5 mm.	77 mm.	---	---

İçindekiler / Contents

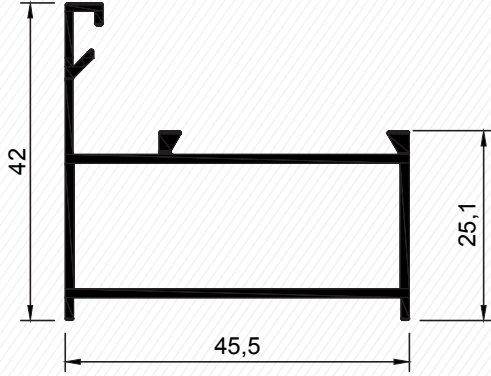
Profil Profile	Profil Kodu Profile Nr	Ağırlık (kg/m.) Weight (kg/m.)	X mm.	Y mm.	J _x cm ⁴	J _y cm ⁴
	1345 Kanat Profili Sash Profile (1,4 mm)	0,888	45,5 mm.	77 mm.	---	---
	1122 Kanat Profili Sash Profile (2,0 mm)	1,165	45,5 mm.	77 mm.	---	---
	1104 Orta Kayıt Profili Middle Transom Pr. (1,5 mm)	1,079	45,5 mm.	94 mm.	---	---
	1111 Orta Kayıt Profili Middle Transom Pr. (1,5 mm)	1,202	45,5 mm.	110 mm.	---	---
	1116 Orta Kayıt Profili Middle Transom Pr. (1,5 mm)	1,443	45,5 mm.	138 mm.	---	---
	1117 Kanat Profili Sash Profile (1,5 mm)	1,215	45,5 mm.	110 mm.	---	---
	6635 Kanat Profili Sash Profile (1,5 mm)	1,215	45,5 mm.	110 mm.	---	---
	1103 Baza Profili Kick Plate Profile (1,5 mm)	1,170	45,5 mm.	100 mm.	---	---
	1100 Baza Profili Kick Plate Profile (1,4 mm)	1,242	45,5 mm.	120 mm.	---	---
	6636 Baza Profili Kick Plate Profile (1,5 mm)	1,335	45,5 mm.	120 mm.	---	---
	6637 Köşe Dönüş Prf. Corner Profile (1,2 mm)	0,760	65,5 mm.	65,5 mm.	---	---

İçindekiler / Contents

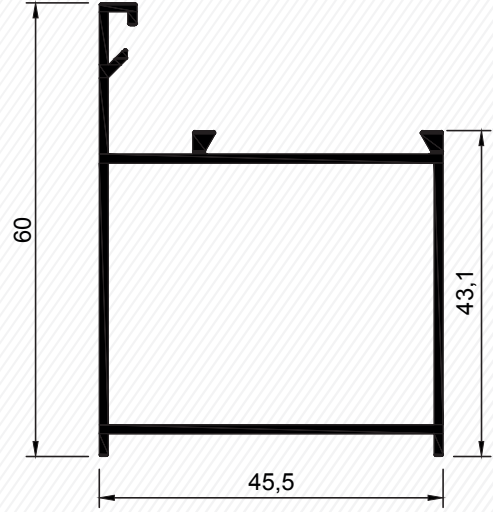
Profil Profile	Profil Kodu Profile Nr	Ağırlık (kg/m.) Weight (kg/m.)	X mm.	Y mm.	J _x cm ⁴	J _y cm ⁴
	1008 Köşe Dönüş Prf. Corner Profile (1,6 mm)	0,964	65,5 mm.	65,5 mm.	----	----
	1505 Kasa Profili Frame Profile (1,2 mm)	0,431	40,5 mm.	42 mm.	----	----
	1011 Adaptör Profili Adapter Profile (1,2 mm)	0,318	45,5 mm.	23,1 mm.	----	----
	1130 Çarpma Kapağı Adaptör Profili Adapter Profile (1,5 mm)	0,378	44,8 mm.	16 mm.	----	----
	1131 Çarpma Kapağı Adaptör Profili Adapter Profile (1,5 mm)	0,296	44,8 mm.	12,5 mm.	----	----
	1004 Çıta Profili Glazing Bead Prf.	0,215	30 mm.	19,8 mm.	----	----
	6639 Çıta Profili Glazing Bead Prf.	0,230	29,2 mm.	16,8 mm.	----	----
	1010 Çıta Profili Glazing Bead Prf.	0,224	16,5 mm.	16,8 mm.	----	----
	1041 Tij Profili Rod Profile	0,095	22 mm.	4,4 mm.	----	----
	1042 Tij Profili Rod Profile	0,108	25 mm.	5 mm.	----	----

Profiller / Profiles

Dar Kasa Profili - Frame Profile



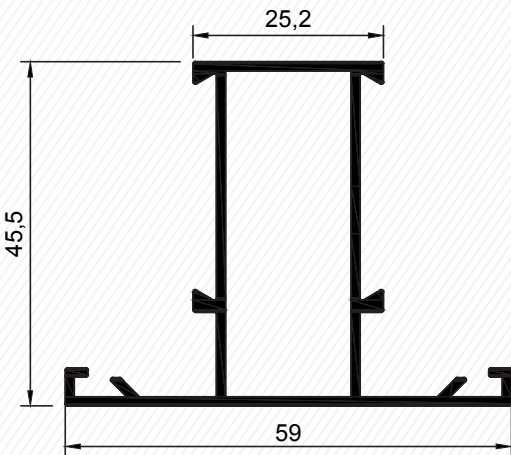
Geniş Kasa Profili - Frame Profile



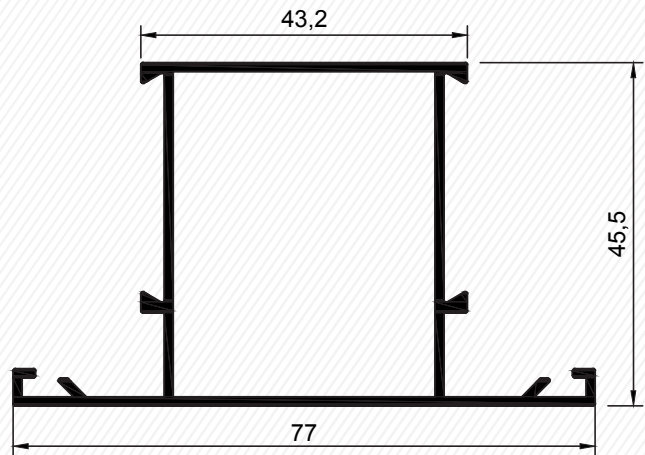
Kod	Et Kalın.	Ürün Adı	Ağırlığı
6631	1,1 mm	Kasa Profili	0,510 kg/mt
1086	1,2 mm	Kasa Profili	0,542 kg/mt
1343	1,4 mm	Kasa Profili	0,632 kg/mt
1154	1,8 mm	Kasa Profili	0,795 kg/mt

Kod	Et Kalın.	Ürün Adı	Ağırlığı
6634	1,1 mm	Kasa Profili	0,615 kg/mt
1090	1,2 mm	Kasa Profili	0,674 kg/mt
1346	1,4 mm	Kasa Profili	0,768 kg/mt
1453	2 mm	Kasa Profili	1,035 kg/mt

Orta Kayıt Profili - Middle Transom Profile



Orta Kayıt Profili - Middle Transom Profile



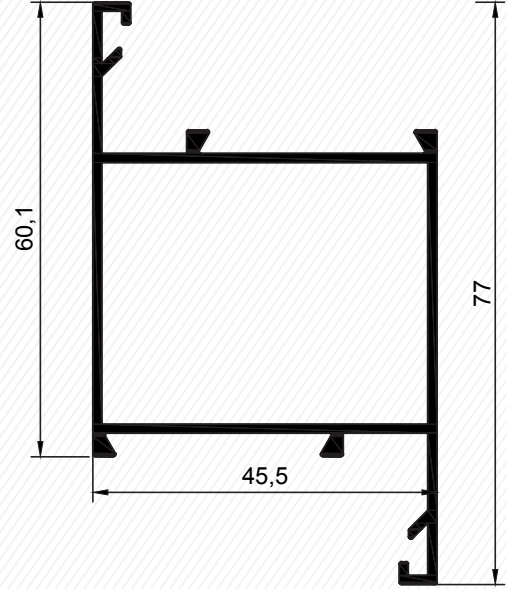
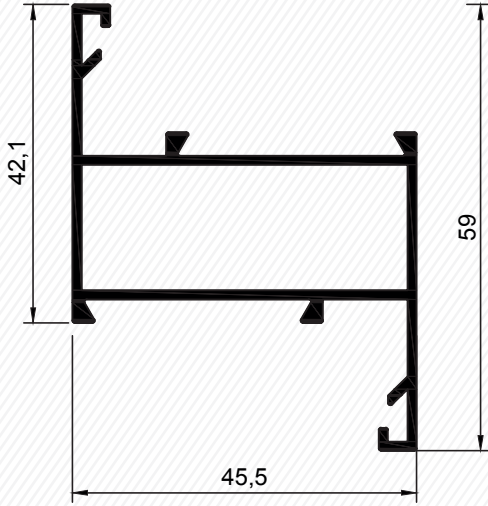
Kod	Et Kalın.	Ürün Adı	Ağırlığı
6630	1,1 mm	Orta Kayıt Profili	0,610 kg/mt
1084	1,2 mm	Orta Kayıt Profili	0,667 kg/mt
1341	1,4 mm	Orta Kayıt Profili	0,752 kg/mt
1152	1,8 mm	Orta Kayıt Profili	0,936 kg/mt

Kod	Et Kalın.	Ürün Adı	Ağırlığı
6633	1,1 mm	Orta Kayıt Profili	0,715 kg/mt
1088	1,2 mm	Orta Kayıt Profili	0,753 kg/mt
1344	1,4 mm	Orta Kayıt Profili	0,788 kg/mt
1121	2,0 mm	Orta Kayıt Profili	1,163 kg/mt

Profiller / Profiles

Kanat Profili - Sash Profile

Kanat Profili - Sash Profile

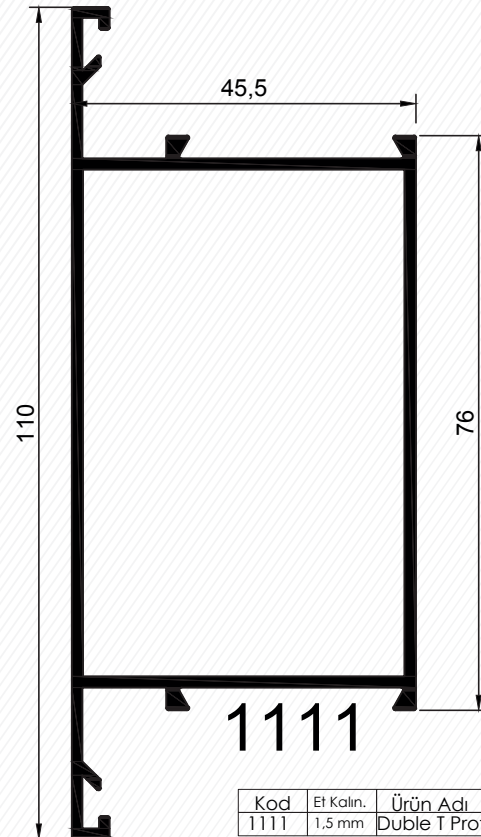
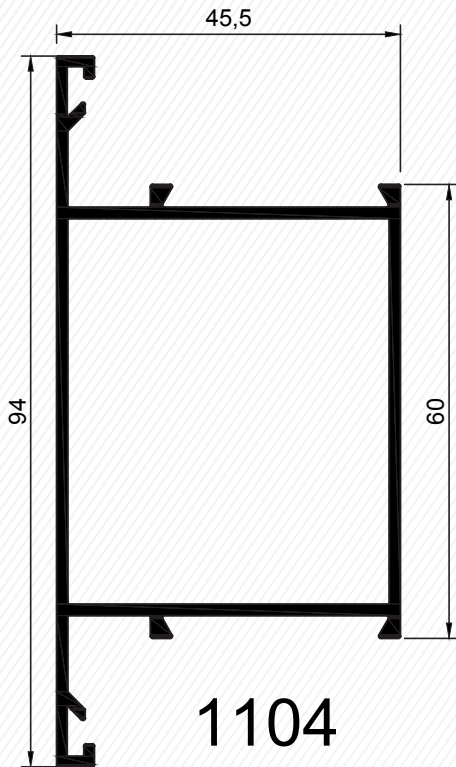


Kod	Et Kalın.	Ürün Adı	Ağırlığı
6629	1,1 mm	Kanat Profili	0,610 kg/mt
1085	1,2 mm	Kanat Profili	0,667 kg/mt
1342	1,4 mm	Kanat Profili	0,752 kg/mt
1153	1,8 mm	Kanat Profili	0,938 kg/mt

Kod	Et Kalın.	Ürün Adı	Ağırlığı
6632	1,1 mm	Kanat Profili	0,715 kg/mt
1089	1,2 mm	Kanat Profili	0,786 kg/mt
1345	1,4 mm	Kanat Profili	0,888 kg/mt
1122	2,0 mm	Kanat Profili	1,165 kg/mt

Orta Kayıt Profili - Middle Transom Profile

Orta Kayıt Profili - Middle Transom Profile

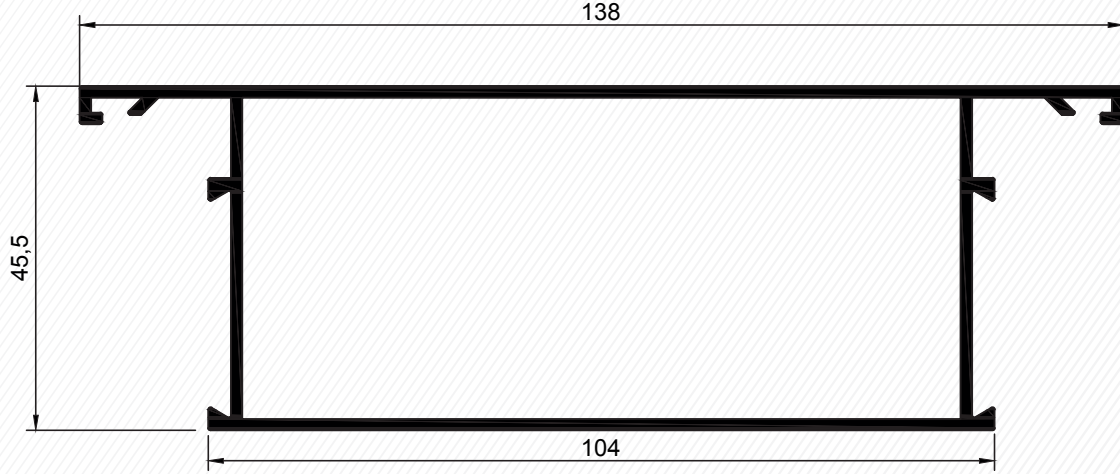


Kod	Et Kalın.	Ürün Adı	Ağırlığı
1104	1,5 mm	Duble T Profili	1,079 kg/mt

Kod	Et Kalın.	Ürün Adı	Ağırlığı
1111	1,5 mm	Duble T Profili	1,202 kg/mt

Profiller / Profiles

Orta Kayıt Profili - Middle Transom Profile

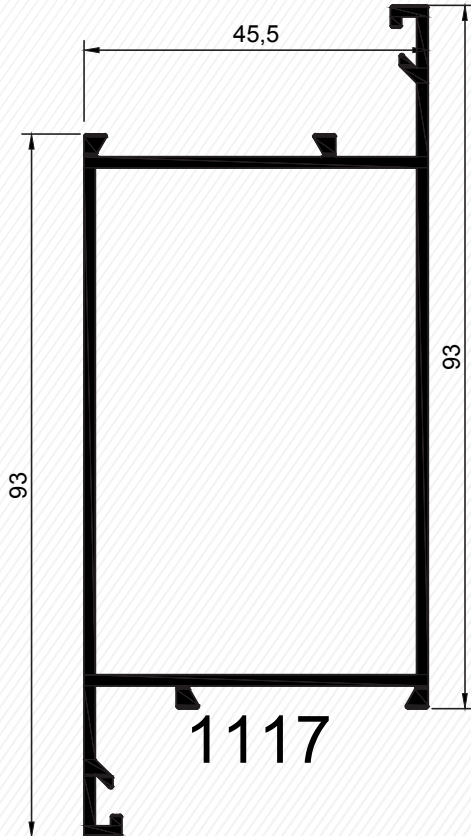


1116

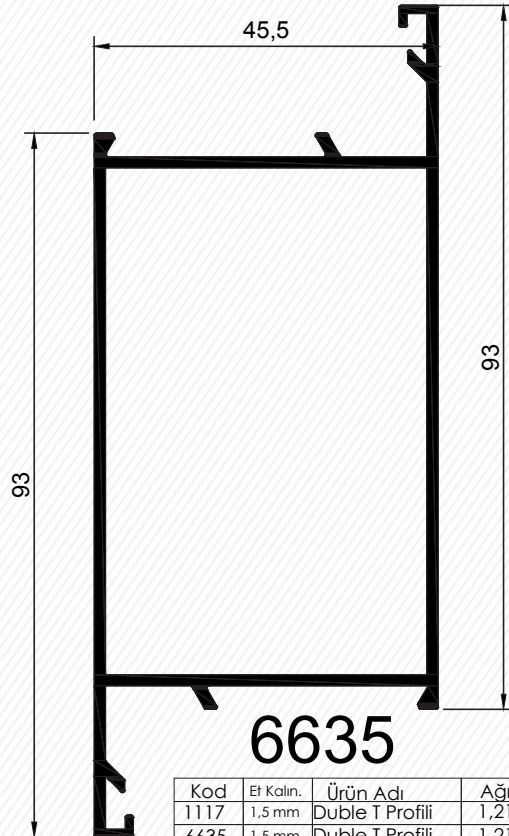
Kod	Et Kalın.	Ürün Adı	Ağırlığı
1116	1,5 mm	Duble T Profili	1,443 kg/mt

Kanat Profili - Sash Profile

Kanat Profili - Sash Profile



1117



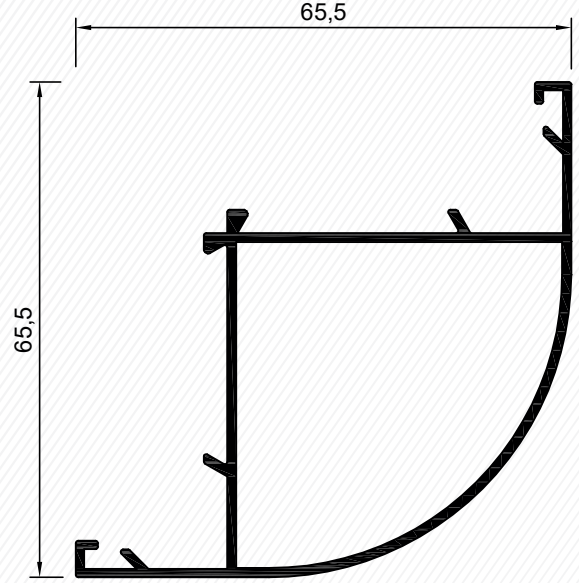
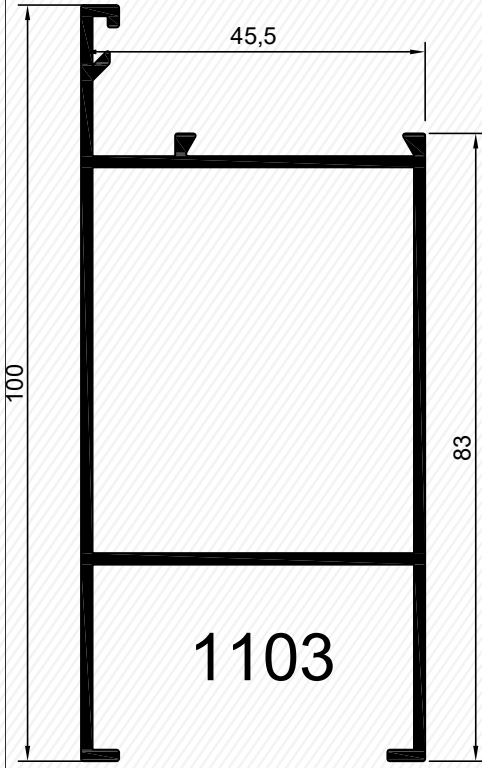
6635

Kod	Et Kalın.	Ürün Adı	Ağırlığı
1117	1,5 mm	Duble T Profili	1,215 kg/mt
6635	1,5 mm	Duble T Profili	1,215 kg/mt

Profiller / Profiles

Baza Profili - Kick Plate Profile

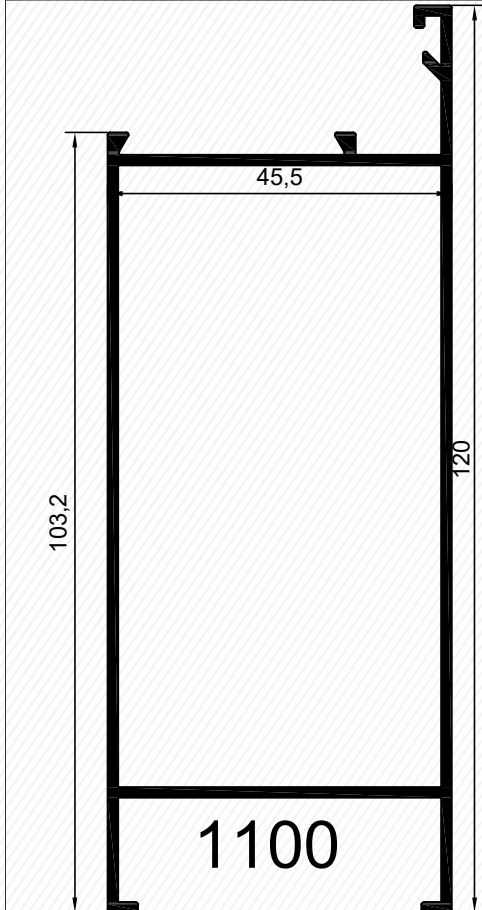
Köşe Dönüş Profili - Corner Profile



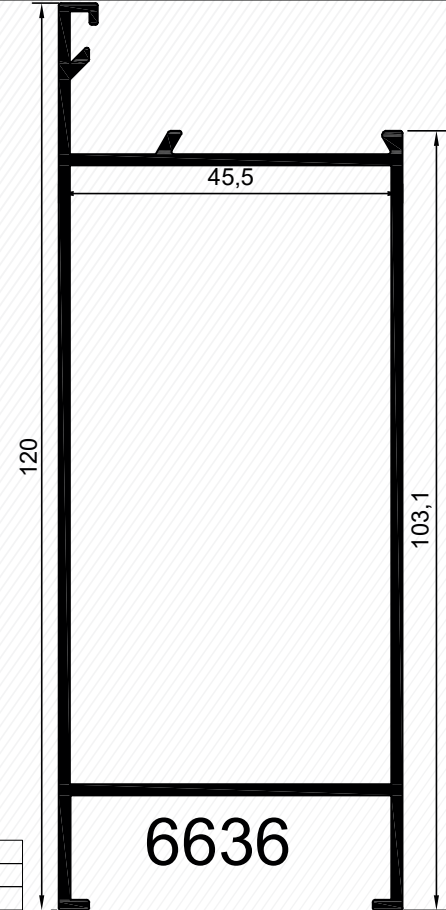
Kod	Et Kalın.	Ürün Adı	Ağırlığı
1103	1,5 mm	Baza Profili	1,170 kg/mt

Kod	Et Kalın.	Ürün Adı	Ağırlığı
6637	1,2 mm	Köşe Dönüş Profili	0,760 kg/mt
1008	1,6 mm	Köşe Dönüş Profili	0,964 kg/mt

Baza Profili - Kick Plate Profile

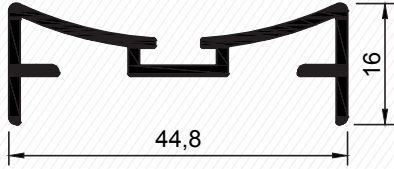


Kod	Et Kalın.	Ürün Adı	Ağırlığı
1100	1,4 mm	Baza Profili	1,242 kg/mt
6636	1,5 mm	Baza Profili	1,335 kg/mt

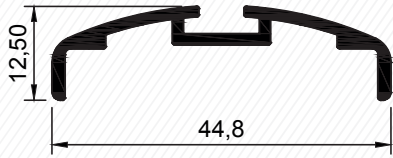


Profiller / Profiles

Çarpma Kapi Adaptör Profili - Adapter Profile

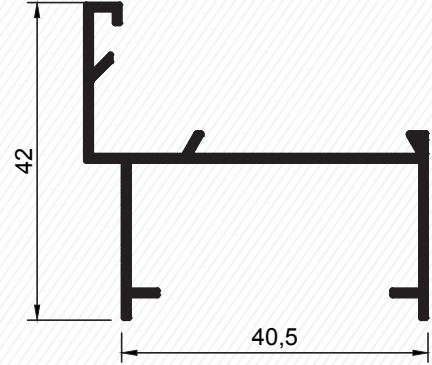


1130

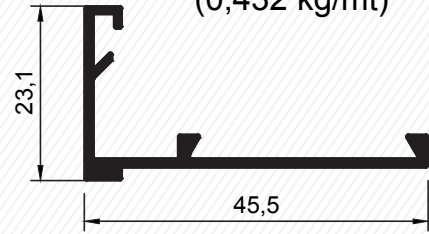


1131

Kasa Profili - Frame Profile



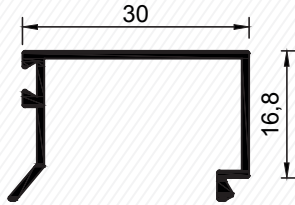
1505
(0,432 kg/mt)



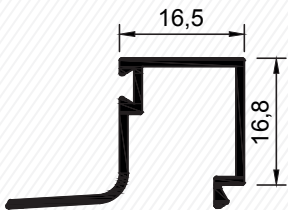
1011
(0,318 kg/mt)

Kod	Et Kalın.	Ürün Adı	Ağırlığı
1130	1,5 mm	Adaptör Profili	0,378 kg/mt
1131	1,7 mm	Adaptör Profili	0,296 kg/mt

Cam Çıtası Profili - Glazing Bead Profile

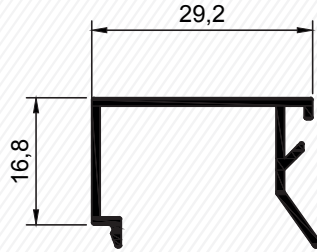


1004
(0,215 kg/mt)



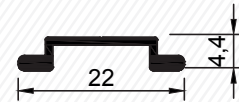
1010
(0,224 kg/mt)

Cam Çıtası Profili - Glazing Bead Profile



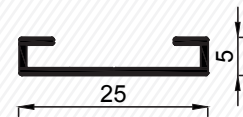
6639
(0,230 kg/mt)

Tij Profili - Rod Profile



1041
(0,095 kg/mt)

Tij Profili - Rod Profile



1042
(0,109 kg/mt)