




YARDIMCI PROFİLLER AUXILIARY PROFILES

- **KÖŞE TAKOZLARI / CORNER WEDGES**
- **BAGLANTI TAKOZLARI / CONNECTION WEDGES**
- **PERVAZ PROFİLLERİ / SIDE PROFILES**
- **LAMBRI, DAMLALIK / PANEL, DROPPER**

KÖŞE TAKOZLARI


CORNER WEDGES




Profiller / Profiles



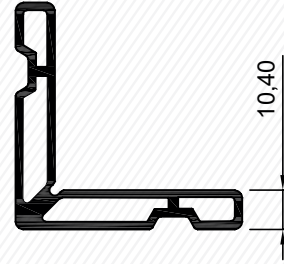
695
4,028 kg/m



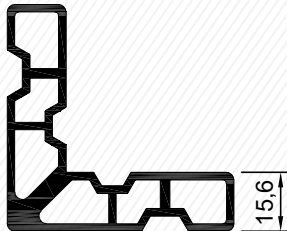
912
7,182 kg/m



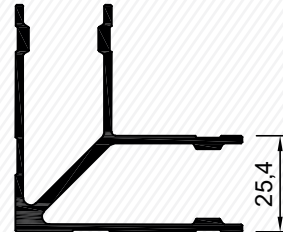
913
6,155 kg/m



930
1,446 kg/m



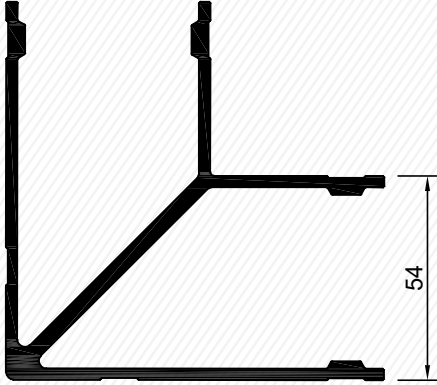
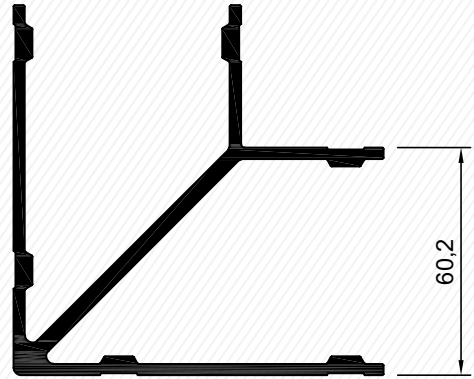
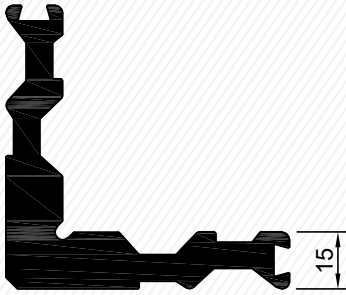
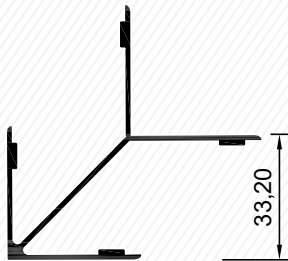

931
1,782 kg/m



932
1,352 kg/m

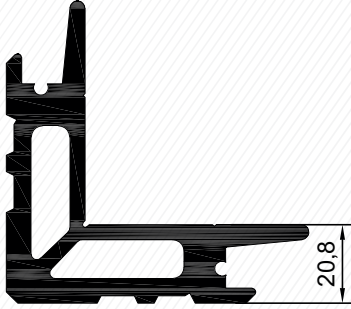
Ölçek: 1:2 / Scale: 1:2

Profiller / Profiles

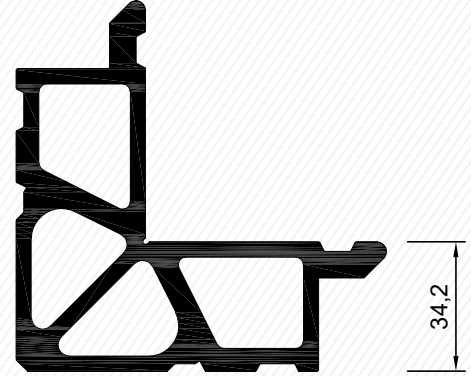
933
3,247 kg/m934
3,269 kg/m1014
4,013 kg/m1032
0,777 kg/m1063
1,019 kg/m1288
3,570 kg/m

Ölçek: 1:2 / Scale: 1:2

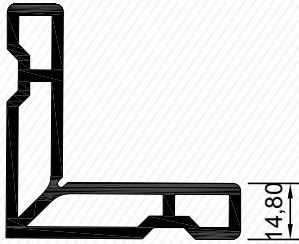
Profiller / Profiles



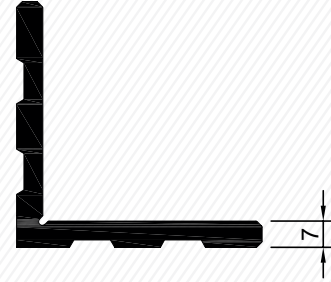
1478
4,023 kg/m



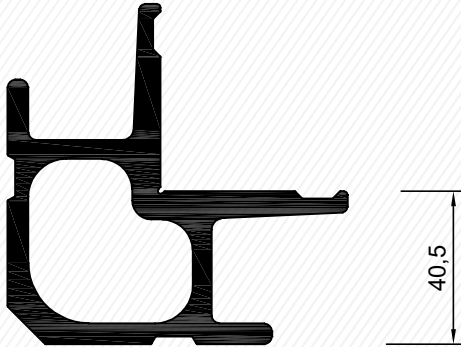
1479
5,682 kg/m



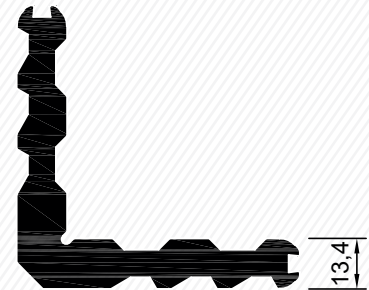
1623
2,140 kg/m



1624
2,078 kg/m



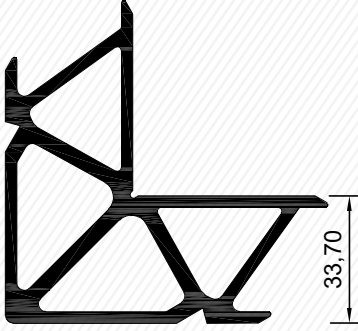
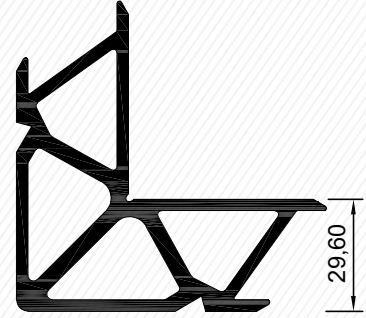
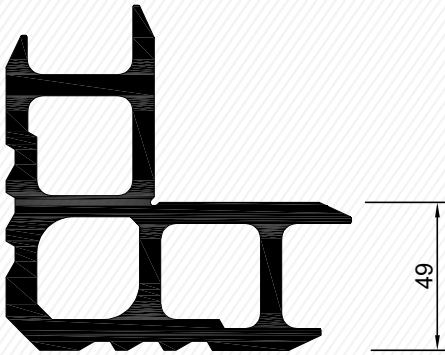
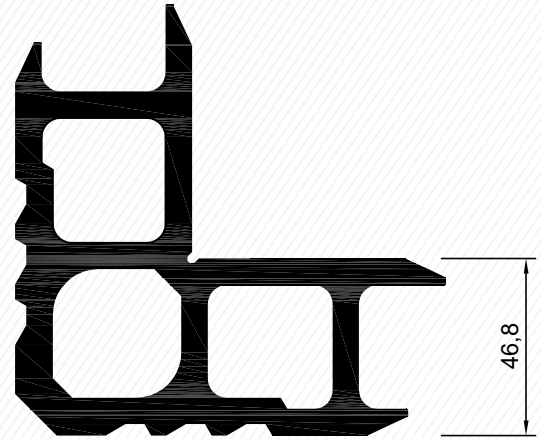
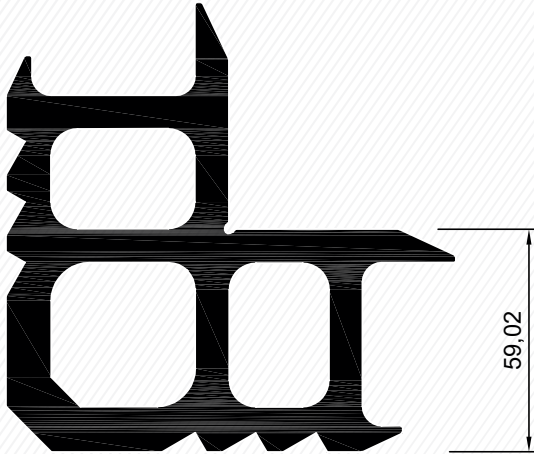
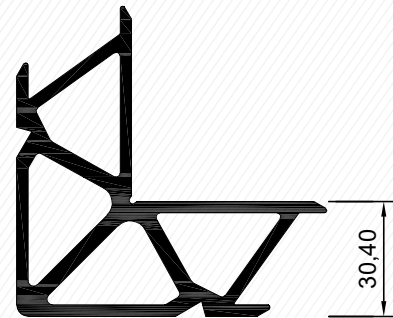
1625
4,641 kg/m



3896
3,948 kg/m

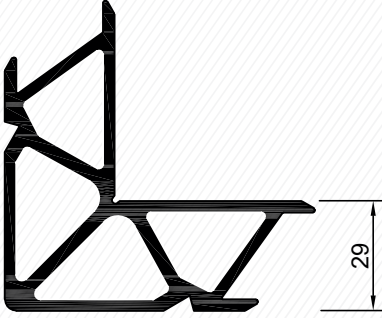
Ölçek: 1:2 / Scale: 1:2

Profiller / Profiles

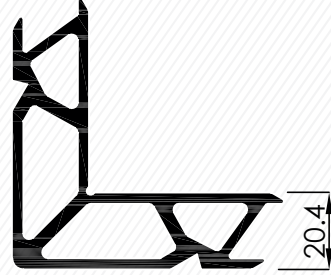
3897
3,737 kg/m3898
3,463 kg/m3899
9,458 kg/m3900
9,403 kg/m3901
12,414 kg/m3902
3,496 kg/m

Ölçek: 1:2 / Scale: 1:2

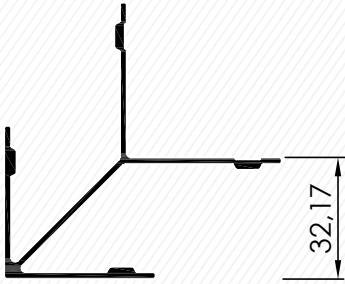
Profiller / Profiles



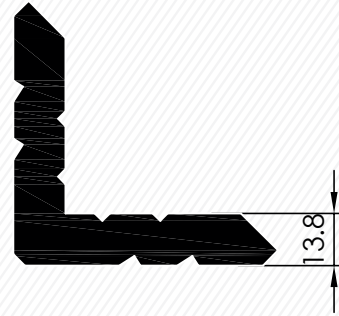
3903
3,427 kg/m



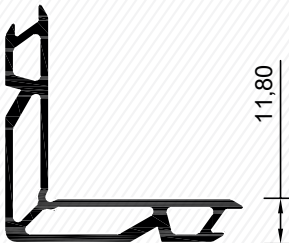
3904
2,855 kg/m




3937
1,087 kg/m



3940
4,285 kg/m



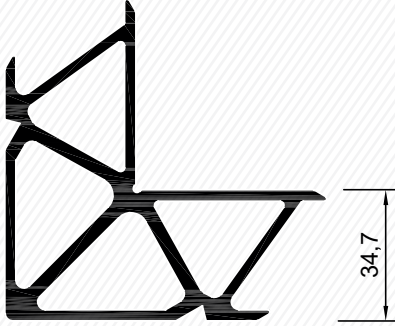
5044
1,876 kg/m



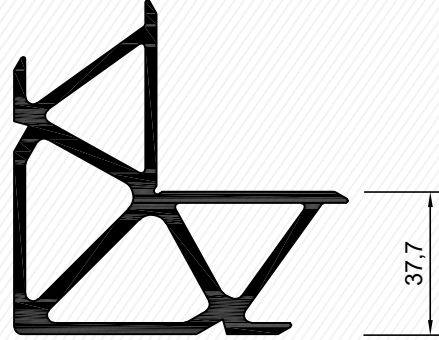
5128
2,169 kg/m

Ölçek: 1:2 / Scale: 1:2

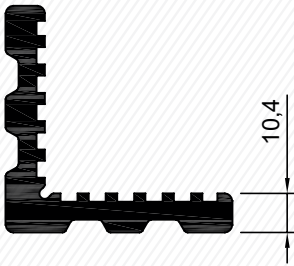
Profiller / Profiles



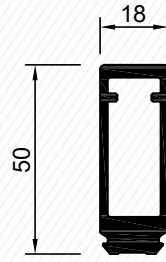
5129
3,784 kg/m



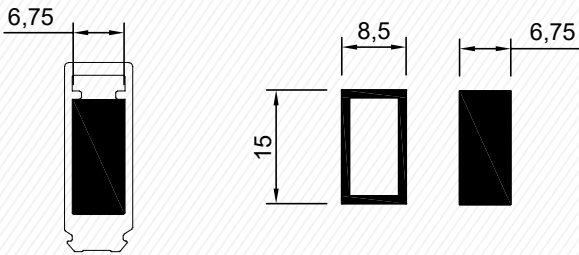
5443
4,000 kg/m



5959
2,395 kg/m



5992
1,008 kg/m



5993
0,467 kg/m



6681
1,105 kg/m

Ölçek: 1:2 / Scale: 1:2